

Impaired Driving Drinking Holidays

By Month and 10-Day Intervals (2014-2018)

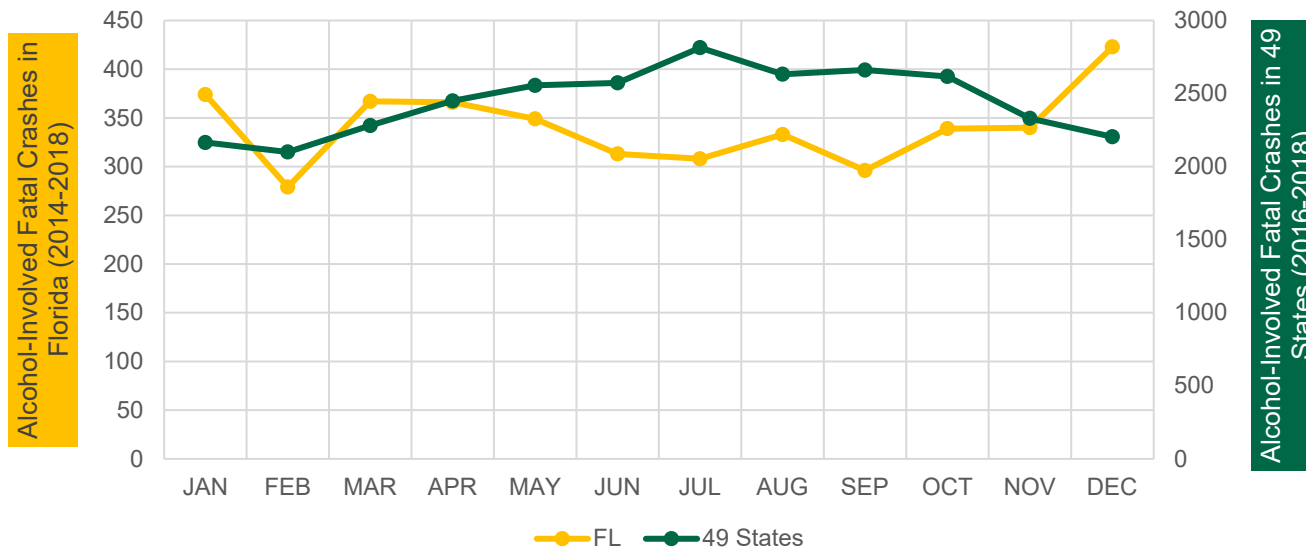
Chanyoung Lee, Ph.D. October 2020



UNIVERSITY of
SOUTH FLORIDA

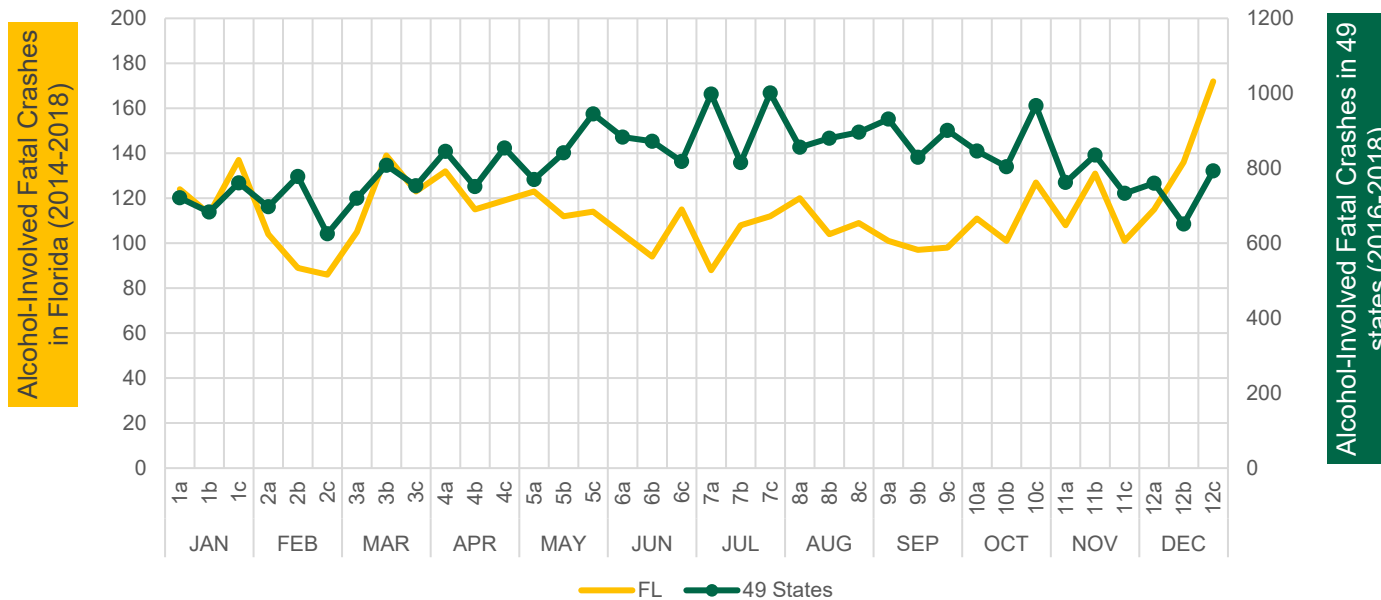
Florida vs. Other States by Month

- Florida alcohol-involved fatal crashes peak in December (2014-2018)
 - Followed by January, March and April respectively
- Peak for other 49 states occurred in July (2016-2018)
 - Secondary highs from August-October and May-June



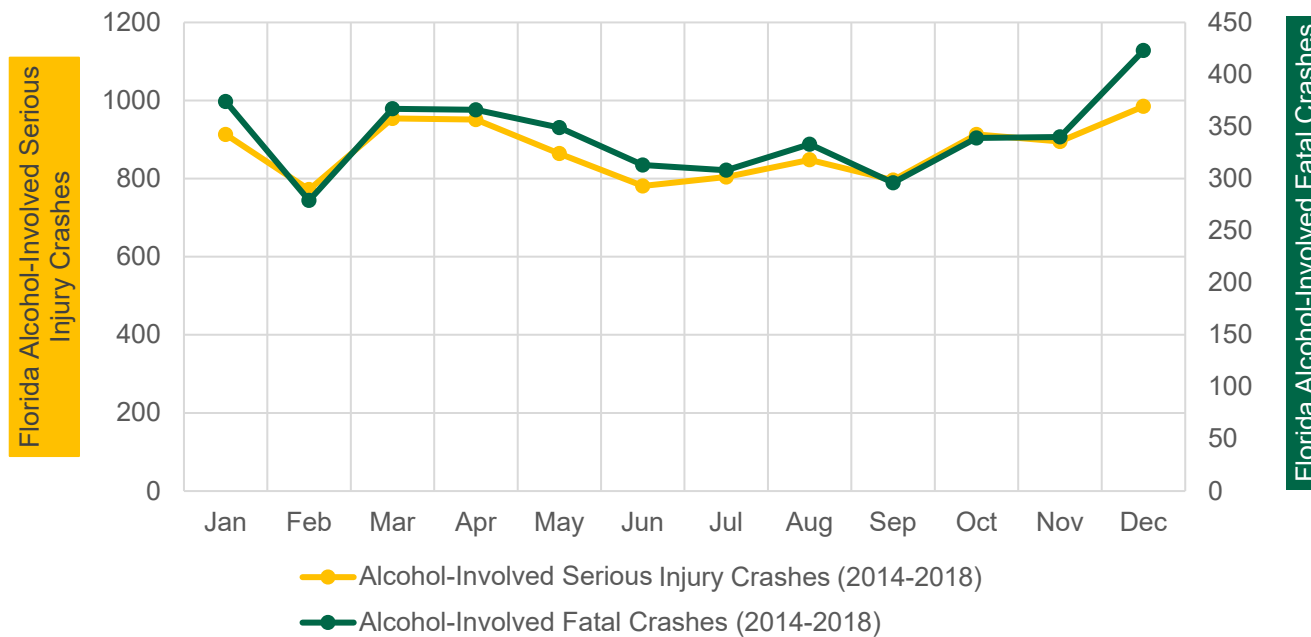
Florida vs. Other States by 10-day Intervals

- At 10-day interval, Florida and rest of the U.S. shared similar peaks:
 - Christmas, New Year's Eve/Day, Halloween, Labor Day, spring break, Bike Week, & Memorial Day.
- Florida did not have same peaks around Valentine's Day or Fourth of July



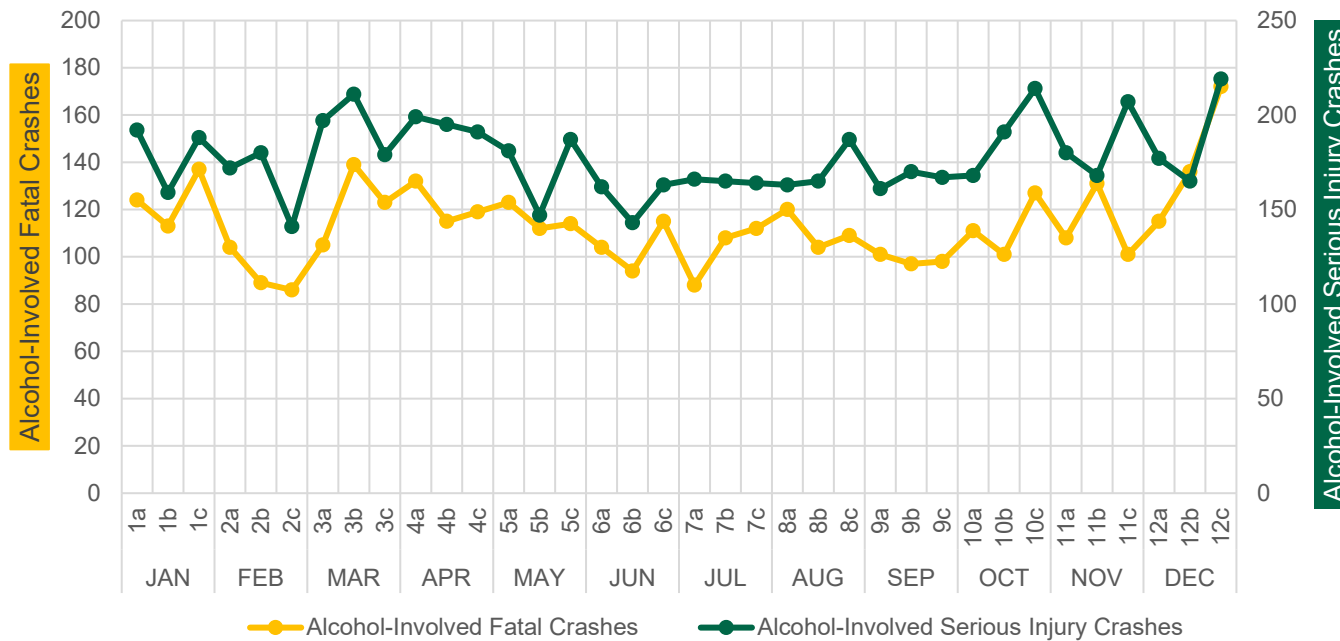
Fatal & Serious Injury Crashes by Month

- Similar trend observed for AIC that resulted in serious injuries by month
- December had highest number of serious injury AIC, followed by March and April

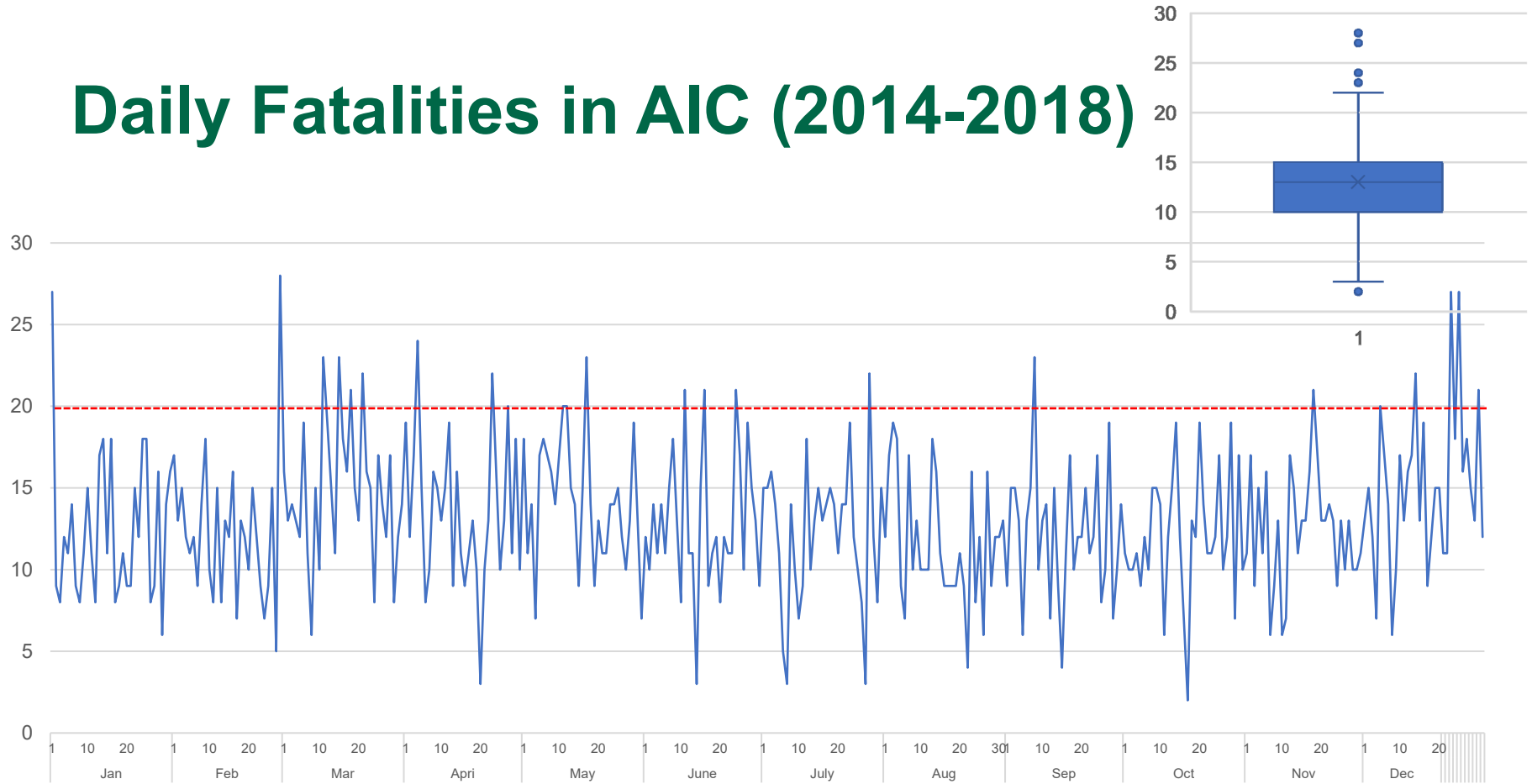


Fatal & Serious Injury Crashes by 10-Day Intervals

- AIC fatalities & serious injuries don't necessarily share the same variations in frequency
 - Fatalities decreased around Valentine's Day, 4th of July, and Thanksgiving; serious injuries increased
 - Serious injuries declined after Thanksgiving while fatalities increased



Daily Fatalities in AIC (2014-2018)



AIC Fatal & Serious Injury Crashes by County

- Hillsborough County had most fatal/serious injury crashes (8% of statewide total)
- There were a few counties with relatively low severe/fatal crash numbers that still had noticeable spikes during select months

Rank	Jan	Feb	Mar	Apr	May	Jun	Jul	Aug	Sep	Oct	Nov	Dec	Overall
1	Hillsborough	Hillsborough	Hillsborough	Hillsborough	Hillsborough	Pinellas	Hillsborough	Hillsborough	Palm Beach	Hillsborough	Hillsborough	Hillsborough	1 Hillsborough
2	Orange	Pinellas	Pinellas	Lee	Duval	Hillsborough	Palm Beach	Duval	Hillsborough	Palm Beach	Palm Beach	Palm Beach	2 Palm Beach
3	Pinellas	Miami-Dade	Orange	Palm Beach	Orange	Palm Beach	Orange	Palm Beach	Broward	Duval	Orange	Duval	3 Pinellas
4	Palm Beach	Orange	Palm Beach	Duval	Pinellas	Orange	Lee	Broward	Duval	Orange	Pinellas	Orange	4 Duval
5	Lee	Pasco	Miami-Dade	Pinellas	Lee	Miami-Dade	Pinellas	Lee	Pinellas	Broward	Broward	Broward	5 Orange
6	Broward	Lee	Lee	Broward	Broward	Broward	Miami-Dade	Pinellas	Orange	Pinellas	Duval	Pasco	6 Broward
7	Miami-Dade	Duval	Duval	Orange	Pasco	Duval	Pasco	Orange	Miami-Dade	Lee	Miami-Dade	Miami-Dade	7 Lee
8	Duval	Palm Beach	Brevard	Miami-Dade	Miami-Dade	Pasco	Duval	Pasco	Lee	Volusia	Lee	Lee	8 Miami-Dade
9	Pasco	Broward	Volusia	Pasco	Palm Beach	Lee	Broward	Miami-Dade	Polk	Pasco	Pasco	Pinellas	9 Pasco
10	Volusia	Polk	Broward	Volusia	Polk	Polk	Polk	Polk	Pasco	Marion	Brevard	Polk	10 Polk
11	Manatee	Manatee	Pasco	Polk	Manatee	Brevard	Manatee	Brevard	Brevard	Brevard	Marion	Manatee	11 Brevard
12	Polk	Escambia	Polk	Brevard	Volusia	Volusia	Volusia	Sarasota	Manatee	Miami-Dade	Sarasota	Brevard	12 Volusia
13	Marion	Brevard	Manatee	Marion	Brevard	Manatee	Sarasota	Manatee	Sarasota	Manatee	Escambia	Volusia	13 Manatee
14	Brevard	Volusia	Bay	Sarasota	Marion	Marion	Brevard	Alachua	Volusia	Polk	Polk	Marion	14 Marion
15	Lake	Marion	Marion	Manatee	Escambia	Lake	Marion	Volusia	Marion	Lake	Manatee	Osceola	15 Sarasota
16	Sarasota	Bay	Escambia	Escambia	Alachua	Alachua	Alachua	Lake	Lake	Alachua	Volusia	Sarasota	16 Escambia
17	Escambia	Sarasota	Sarasota	Lake	Sarasota	Sarasota	Lake	Marion	Escambia	Osceola	Clay	Lake	17 Lake
18	Leon	Collier	Osceola	Collier	Columbia	Bay	Bay	Bay	Columbia	Leon	Bay	Bay	18 Bay
19	Seminole	Alachua	Indian River	Leon	Martin	Osceola	Collier	Collier	Alachua	Collier	Lake	Collier	19 Alachua
20	Osceola	Osceola	Alachua	Indian River	Bay	St. Lucie	Escambia	Leon	Bay	Sarasota	Collier	Escambia	20 Osceola

Questions?

**Chanyoung Lee, Ph.D.
leec@cutr.usf.edu
813.974.5307**

